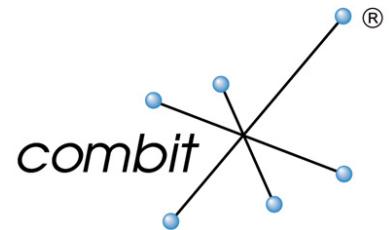


PRESS RELEASE

Reporting Tool combit List & Label 17



Quick-Clicks

- :: [Press Release](#)
- :: [New Features](#)
- :: [Product Description](#)

Printable Images

Please visit: <http://www.combit.net/en/press>

Contact

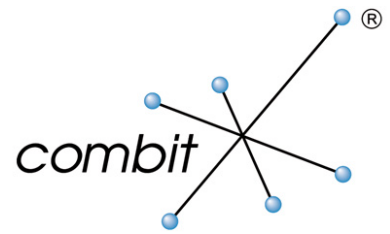
combit GmbH, Untere Laube 30, 78462 Konstanz, Germany, <http://www.combit.net/en>

Press Contact

Brita Dannenmann
Alex Schroff
T +49 (0) 7531 90 60 13
F +49 (0) 7531 90 60 18
pr@combit.net

Product Information

Sales & Service Team
T +49 (0) 7531 90 60 10
F +49 (0) 7531 90 60 18
sales@combit.net



combit List & Label 17 Released! The Next Generation of Professional Reporting for Developers

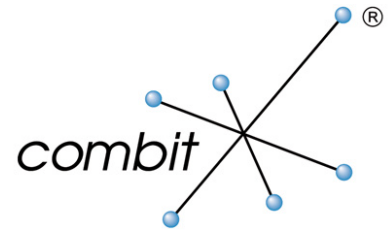
19 years after the brand debuted, a new version of the report generator List & Label has been released. The software makers from the south of Germany will thus stick to the rhythm of past years and continue to push the development of one of the most important development components coming from Germany. With the latest generation, the developers at combit concentrated on the end user Designer and further expanded the possibilities of web reporting. Although List & Label 17 can be used in a variety of development environments, the progress in the area of .NET development again played a central role.

In the Designer, the first thing one notices is the new **Gantt chart**. It allows cooperation in projects, vacation schedules and other time-sensitive activities to be presented in overlapping time lines. "A feature, customers have desired for a long time. And we are now able to offer this" says List & Label project manager Jochen Bartlau. "We were able to close a gap for which there was previously no reasonable workaround. For a reporting tool, the new Gantt diagram offers an unusual wide range of options right from the start." he proudly adds. According to the manufacturer, in the segment of reporting components combit could also grab attention for its **automatic table of contents** and the new **PDF object**. The latter accelerates form processing drastically when complex official forms are placed as PDFs directly into the workspace and merely need to be filled with data and can then be printed as combined result. The **precalc function** is a rather inconspicuous feature, "it's a sly old dog" states Jochen Bartlau smiling. For analyses in which aggregate functions such as sums, maximums or minimums of all values are relevant, these can be pre-calculated and set in relation to the individual values at the time of output.

List & Label 17 is available as a new version of the Standard Edition starting at EUR 610 / US\$ 841, as an upgrade starting at EUR 312 / US\$ 430, the subscription editions start at EUR 1160 / US\$ 1598, each excluding VAT (Exchange rate as of 11/08/2011). A subscription includes Service Packs, feature updates released throughout the year as well as major version upgrades and a support flat rate.

A free, fully functional 30 day trial of the reporting tool is available for download at: www.combit.net/en/trial

(2.477 characters)



Gantt Chart

Vacation and project schedules or maintenance schedules and their temporal context are presented clearly through overlapping time bars. There are a number of possible settings.

PDF Object

The preparation of forms is considerably faster; one places a PDF in the workspace, adds data to it and then prints the combined result. Recreation of forms is no longer necessary, they can even be embedded.

Precalc Function

The value of aggregate functions such as maximum, minimum or sum can be pre-calculated. This allows comparing the current value to the actual max, min or sum of all values even if the application doesn't explicitly supply these aggregates.

Data Graphics

They quickly and easily visualize data in graphs: bars, stars, and traffic lights in each line and allow an overview of large amounts of data. Data graphics can be used in combination with the precalc function.

Areas and Bubbles

Bubble charts allow for four-dimensional reporting – x-axis, y-axis, color and bubble size – area diagrams are particularly convincing in their stacked form and provide more data transparency than line charts.

Design Schemes

The new design schemes can be applied to all objects without any effort. One either chooses from one of the pre-defined schemes or defines one that fits the corporate design.

Designer as Control

The List & Label Designer can be hosted in a control platform (.NET/VCL). The result is a harmonious integration of the Designer into the application.

XHTML export

The existing export function was improved. Custom print style sheets ensure that the print out adheres to the actual layout, the corresponding toolbar allows to navigate through the XHTML result.

Viewer Plug-ins for Firefox, Chrome, Safari and Opera

The entire spectrum of browsers is now supported. End users can create browser-supported PDFs as well as work with, print and export drilldown reports.

.NET: Individual Designer Objects

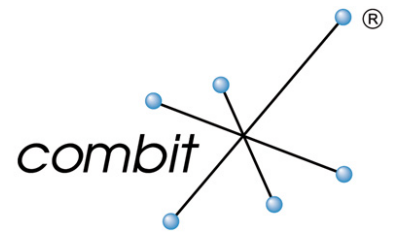
Custom objects now have genuine properties in the Designer. One example shows the interface with Bing Maps, OpenStreetMap and others, including Geocoding.

.NET: JSON, CouchDb, MongoDB

With new providers, the .NET component can network with these popular sources of web data. The "NoSQL" databases CouchDB and MongoDB get by without a rigid schema and scale well for the internet.

PRESS RELEASE

combit List & Label: Product Description



Software developers around the world have used **combit List & Label** since 1992 and now in its 17th version. They expand their applications with high-performance reporting functions, and have access to almost any type of data source in classic applications just as well as in web reporting and in the cloud. Compared to other report generators, List & Label provides the largest degree of flexibility in regard to the types of data that can be analyzed, the supported program languages and the number of export and barcode formats. The List & Label Designer is available in multiple languages and can be integrated into the application without additional license fees. This way, end users can create reports, too. The reporting module List & Label from the German software developer combit is available in German and English and is offered in three editions. The subscription-based versions include feature updates and a support flat rate.

(5.532 characters)