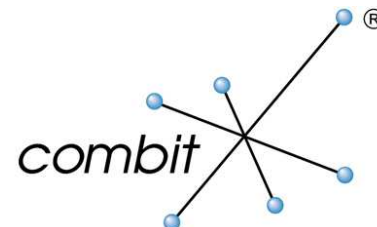


PRESS RELEASE

Reporting Tool combit List & Label 17



Quick-Clicks

- :: [Press Report](#)
- :: [New Features](#)
- :: [Product Description](#)

Printable Images

Please visit: <http://www.combit.net/en/press>

Contact

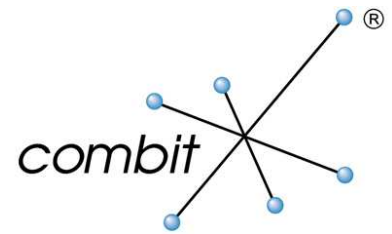
combit GmbH, Untere Laube 30, 78462 Konstanz, Germany, <http://www.combit.net/en>

Press Contact

Brita Dannenmann
Lauren Bartels
T +49 (0) 7531 90 60 13
F +49 (0) 7531 90 60 18
pr@combit.net

Product Information

Sales & Service Team
T +49 (0) 7531 90 60 10
F +49 (0) 7531 90 60 18
sales@combit.net



The Software Makers from Lake Constance Present combit List & Label 17 The Next Generation of Professional Reporting for Developers

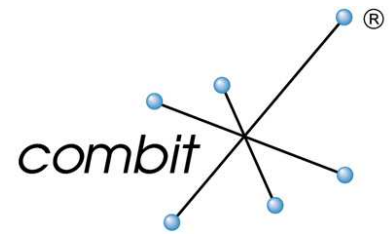
Constance / Germany - 09/21/2011 19 years after the brand debuted, version 17 of the report generator List & Label will appear this Fall. The software makers from Constance will thus continue the rhythm of past years and continue to advance the development of one of the most important development components coming out of Germany. With the latest generation, the development department at combit concentrated on the end user Designer and further expanded the possibilities of web reporting. Although List & Label can be used in a variety of development environments, the progress in the area of .NET framework again played a central role.

In the Designer, the first thing one notices is the new **Gantt chart**. It allows cooperation in projects, vacation schedules and other time-sensitive activities to be presented in overlapping time lines. "A feature, customers have desired for a long time. And we are now able to offer this" says List & Label project manager Jochen Bartlau. "We were successful in implementing the Gantt chart so comprehensively in the first step, something that is unusual for reporting tools, as they have other key aspects", he proudly adds. According to the developer, in the reporting module segment combit could also grab attention for its **automatic table of contents** and the new **PDF object**. The latter accelerates form processing drastically when complex official forms are placed as PDFs directly into the working area and merely need to be filled with fields and can then be printed in combination. The **precalc function** is a less inconspicuous feature, "it's a little devil" states Jochen Bartlau smiling. For analyses in which aggregate functions such as sums, maximums or minimums of all values are relevant, these can be pre-calculated and set in relation to the individual values at the time of output.

List & Label 17 is available as a new version of the Standard Edition starting at 610 euro / 833 US-\$, as an update starting at 312 euro / 426 US-\$, the subscription editions start at 1160 euro / 1584 US-\$, each excluding VAT (Exchange rate standing 09/20/2011). A subscription includes Service Packs, feature updates released throughout the year as well as main version updates and a support flat rate.

**A free, fully functional 30 day trial of the reporting tool is available for download at:
www.combit.net/en/trial**

(2452 characters)



Gantt Chart

Vacation and project schedules or maintenance schedules and their temporal context are presented clearly through overlapping time bars. There are a number of possible settings.

PDF Object

The preparation of forms is considerably faster; one places a PDF in the working area, adds fields to it and then prints the combined result. Recreation of forms is no longer necessary, they can even be embedded.

Precalc Function

The value of aggregate functions such as maximum, minimum or sum can be pre-calculated and relationships can be assigned to the values and thus qualified without the application having to be correspondingly equipped.

Data Graphics

They quickly and easily visualize data in graphs: bars, stars, and traffic signals in each line and allow an overview of large amounts of data. Data graphics can be used in combination with the precalc function.

Areas and Bubbles

Bubble charts allow for four-dimensional reporting – x-axis, y-axis, color and bubble size – area diagrams are particularly convincing in their stacked form and provide more data transparency than line charts.

Design Schemes

The new color layout can be applied to all objects without any effort. One either chooses from one of the pre-defined schemes or defines one that fits the corporate design.

Design as Control

The List & Label Designer can be hosted on a control platform (.NET/VCL). The result is a harmonious integration of the Designer within the application.

XHTML export

The existing report function was improved. Style sheet properties allow for layout appropriate printing directly from browsers; the corresponding toolbar allows navigation of the XHTML result.

Viewer Plug-ins for Firefox, Chrome, Safari and Opera

The entire spectrum of browsers is now supported. End users can create browser-supported PDFs as well as work with, print and export drilldown reports.

.NET: Individual Designer Objects

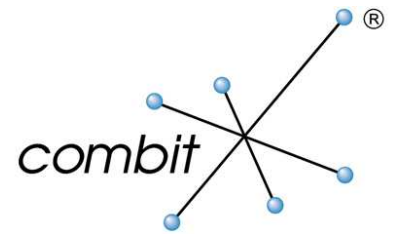
Custom objects now have genuine properties in the Designer. One example shows the interface with Bing Maps, OpenStreetMap and others, including Geocoding.

.NET: JSON, CouchDb, MongoDB

With new providers, the .NET component can network with these popular sources of web data. The "NoSQL" databases CouchDB and MongoDB get by without a rigid formula and can be scaled well for the internet.

PRESS RELEASE

combit List & Label: Product Description



Software developers around the world have used **combit List & Label** since 1992 and now in its 17th version. They will expand your applications with high-performance reporting functions, and have access to any type of data preparation and exchange in classic applications just as well as in web reporting and in the cloud. Compared to other report generators, List & Label provides the largest degree of flexibility in regard to the types of data that can be analyzed, the supported program languages and the number of export and barcode formats. The List & Label Designer is available in multiple languages and can be integrated into the application without additional license fees. This way, end users can create reports, too. The reporting module List & Label from the German software developer combit is available in German and English and is offered in three editions. The subscription-based versions include feature updates and a support flat rate.

(5532characters)